













Eugene Kingman Collection, LLC

(650) 787 7137

info@eugenekingman.com

	Nebraska Winter , 1957, Oil On Canvas, 24 x 40 in 1	\$8,000
	Weather Coming , 1956, Oil on Panel, 30 x 40 in 2	\$7,000
	Jaffrey (NH) Farm House , 1958, Oil on Panel, 24 x 40 in 3	\$3,000
	Farm Under Mt. Monadnock , 1939, Oil on Panel, 30 x 38 in 4	\$4,000
	Across the Desert , 1970, Acrylic on Panel, 24 x 40 in 5	\$3,000
	Cornfields At Dawn , 1971, Acrylic on Panel, 18 x 40 in 6	\$2,800
	Quiet Graves , 1957, Oil On Canvas, 16 x 20 in 7	\$1,600
	The Saguenay River , 1933, Oil On Canvas, 18 x 24 in 8	\$1,800
	California Hills , 1938, Oil on Panel, 20 x 24 in 9	\$1,800
	Butte Amidst Sagebrush , 1959, Oil on Panel, 20 x 16 in 10	\$1,800
	Just Plowed , 1957, Oil on Panel, 12 x 16 in 11	\$1,400
	Mt Monadnock Winter , 1956, Oil On Canvas, 24 x 18 in 12	\$1,500



Ypsilon Mountain, 1940, Oil On Canvas, 18 x 24 in
13

\$2,000



Mesa Verde Study, 1938, Oil on Panel, 20 x 16 in
14

\$1,500



Far View House, 1937, Oil on Panel, 12 x 16 in
15

\$1,200



Garnie, 1929, Oil On Canvas, 18 x 15 in
16

\$1,200



Working Barn, 1956, Oil on Panel, 11 x 14 in
17

\$1,400



Dolomite Peaks, 1929, Oil On Canvas, 28 x 24 in
18

\$1,400



Towering Silos, 1956, Oil on Panel, 12 x 22 in
19

\$1,000



Elevated Plains, 1972, Acrylic on Panel, 12 x 16 in
20

\$1,000



Painted Desert, 1930, Oil On Canvas, 20 x 24 in
21

\$1,400



Glacial Flow, 1927, Oil, 12 x 15 in
22

\$1,100



Mount Mooselake, 1938, Oil on Panel, 20 x 24 in
23

\$1,400



Connecticut Valley, 1937, Oil on Panel, 20 x 24 in
24

\$1,600



Vermont Covered Bridge, 1938, Oil On Canvas, 24 x 18 in
25

\$1,800



Water Rush, 1938, Oil, 16 x 20 in
26

\$1,400



Cathedral Above, 1927, Oil, 20 x 24 in
27

\$1,100



Icy Summits, 1927, Oil, 12 x 15 in
28

\$1,200



Harvest Monuments, 1953, Oil on Panel, 24 x 40 in
29

\$2,000



Village Beneath Giants, 1927, Oil, 28 x 22 in
30

\$1,700



Gibraltar, 1929, Oil, 24 x 20 in
31

\$1,600



Mt Goddard (High Sierras), 1938, Oil On Canvas, 22 x 28 in
32

\$1,500



Mesa Verde Outskirts, 1937, Oil, 18 x 28 in
33

\$1,500



Carcassonne (France), 1927, Oil On Canvas, 15 x 18 in
34

\$1,200



Grande Chartreuse, 1927, Oil On Canvas, 18 x 15 in
35

\$1,500



The Meadows (Aspen Inn in Colorado), 1959, Oil on Panel, 9 x 12 in
36

\$1,000



Rolling Hills in November, 1958, Oil on Panel, 10 x 16 in
37

\$1,400



Yale University Campus, 1947, Oil On Canvas, 22 x 28 in
38

\$1,300



South Tulsa, Oklahoma, 1939, Oil, 24 x 40 in
39

\$2,400



Wind River Mountains, 1934, Oil On Canvas, 28 x 22 in
40

\$1,800



New England Mansion, 1938, Oil On Canvas, 20 x 24 in
41

\$1,500



Grand Canyon, 1930, Oil On Canvas, 28 x 24 in
42

\$1,500



California Golden Hills, 1938, Oil, 16 x 20 in
43

\$1,200



Lawrence River, 1933, Oil on Panel, 12 x 16 in
44

\$1,400



Flowing Glacier, 1927, Oil, 12 x 15 in
45

\$1,200



Navajo Canyon (Mesa Verde National Park)- distant view, 1937, Oil on Panel, 20 x 24 in
46

\$2,000



Upper Mancos Canyon, 1937, Oil on Panel, 18 x 24 in
47

\$1,500



Mountain Sides - Taylor Glacier, 1942, Oil on Panel, 16 x 20 in
48

\$1,800



Summer Afternoon - White Mountains NH, 1954, Oil on Panel, 16 x 20 in
49

\$1,500



Rustic Barn, 1932, Oil On Canvas, 24 x 34 in
50

\$1,800



Ranger, 1944, Oil, 28 x 20 in
51

\$2,000



Road to Omaha, 1952, Oil on Panel, 22 x 28 in
52

\$2,500



Mesa Verde Cave Dwelling, 1937, Oil on Panel, 16 x 20 in
53

\$1,500



Towering Dolomites, 1927, Oil On Canvas, 28 x 22 in
54

\$1,600



Grain on the Horizon, 1974, Acrylic on Panel, 16 x 20 in
55

\$1,500



Oklahoma Winter, April 1942, Lithograph, 14 x 8 in
56-L

\$800



Indiana Crossroads, June 1940, Lithograph, 12.5 x 8 in
57-L

\$800



Ship Rock (New Mexico), May 1938, Lithograph, 6 x 8 in
58-L

\$800



Mexican Village (Tula), November 1936, Lithograph, 9 x 17 in
59-L

\$700



Ozark Farm, April 1940, Lithograph, 7 x 9 in
60-L

\$800



Oklahoma Landscape, July 1940, Lithograph, 9 x 15 in
61-L

\$800



Jaffrey Farm (New Hampshire), September 1941, Lithograph, 9 x 15 in
62-L

\$800



Rooftops, April 1942, Lithograph, 9 x 7 in
63-L

\$800



Construction (Yale University), March 1933, Lithograph, 9.75 x 13.5 in
64-L

\$700



First Baptist Meeting House (Providence, RI), January 1937, Lithograph, 14 x 8 in
65-L

\$900



Mesa Verde Ruins (Square Tower House), January 1938, Lithograph, 8 x 9 in
66-L

\$800



Navajo Canyon (Mesa Verde National Park), May 1938, Lithograph, 6.5 x 9 in
67-L

\$700



Kiva (Mesa Verde National Park), April 1938, Lithograph, 7 x 9 in
68-L

\$800



Cliff Palace (Mesa Verde National Park), May 1938, Lithograph, 12 x 9 in
69-L

\$800



Mexican Village, October 1936, Lithograph, 10 x 14 in
70-L

\$800